
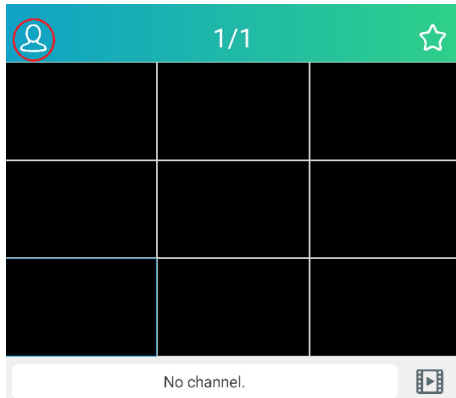


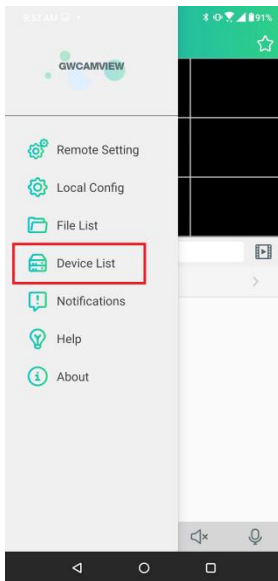
How to add GW55NVR and GW95XVR to GWCamView/RxCamView

1. Download and open the GWCamView/RxCamView app:
 - GWCamView [android](#); [iOS](#)
 - RxCamView [android](#); [iOS](#)

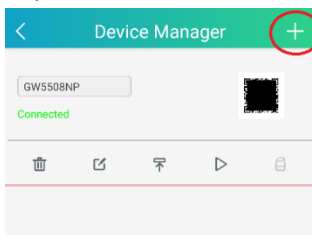
2. Tap on the “” icon



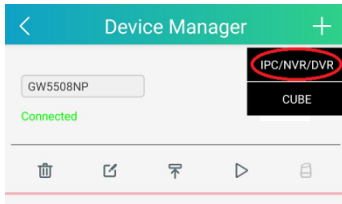
3. Tap on Device List:



4. Tap the “” icon



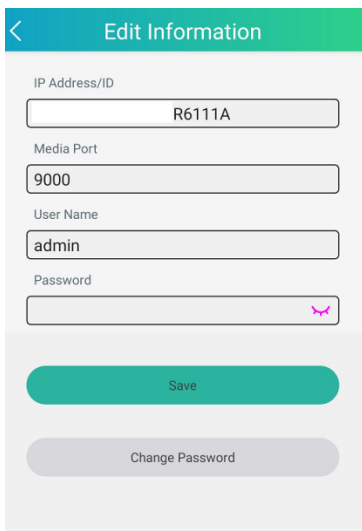
5. Choose IPC/NVR/DVR:



6. Scan the QR code found on top of the NVR or click on System info icon from the NVR's menu (circled in red):



7. Enter the NVR's password in the next screen then press save:



8. From Device Manager, press the “▶” icon to start the live view:

